



Thriebeam™ (12g) Barrier

Installation Checklist

Checklist TL-3 Timber Post System	Y	N
Assembly and installation is to be generally in accordance with NZ Transport Agency Specification M23, AS/NZS 3845.1:2015 and/ or Engineers specification.		
The rail height (top) is in accordance with the plans (805mm above the edge of the shoulder or the ground line).		
Correct lapping of rail away from the direction of traffic to prevent snagging.		
Timber blockouts nailed to timber post to prevent rotation.		
Installation is aligned and level.		
Post are aligned, at correct spacing and backfill compacted.		
Two post bolts per post and block.		
Post bolts are tight and a 50 x 50 square washer is fitted to back of post.		

Project/Job number:			
Location:			
Client/Asset Owner:			
Principal Contractor:			
Installer:			
Installed by:		Date:	
Inspected by:		Date:	

More information on **Thriebeam™** can be found at www.csppacific.co.nz or call **0800 655 200**


Leading road side and barrier systems supplier

CSP PACIFIC

306 Neilson St, Onehunga,
PO Box 12 949, Penrose,
Auckland 1642, New Zealand
www.csppacific.co.nz



Columns ■



Multiplate ■



Hire ■



Barriers ■



Traffic Control ■



Thriebeam™ (12g) Barrier

Installation Checklist

Checklist TL-4 Steel Post System	Y	N
Assembly and installation is to be generally in accordance with NZ Transport Agency Specification M23, AS/NZS 3845.1:2015, CSP Pacific drawing FX495-1 and/ or Engineers specification.		
The rail height (top) is in accordance with the plans (865mm above the edge of the shoulder or the ground line).		
Correct lapping of rail away from the direction of traffic to prevent snagging.		
Modified Blockout is fixed to I-Post with 2 M16 x 50 Eng bolt and nut diagonally.		
Backing pieces are fitted at the intermediate post only.		
Installation is aligned and level.		
One post coach bolt per post and modified blockout required only. To be installed in the top post hole.		
Post coach bolts are finger tight and then locked with a lock nut.		
Posts are aligned at correct spacing.		
With a flange based post the necked bolts are installed with washer as specified and are tight.		


Project/Job number:			
Location:			
Client/Asset Owner:			
Principal Contractor:			
Installer:			
Installed by:		Date:	
Inspected by:		Date:	

CSP Pacific | Thriebeam™ (12g) Barrier | January 17 | Version 3


Leading road side and barrier systems supplier

CSP PACIFIC

306 Neilson St, Onehunga,
PO Box 12 949, Penrose,
Auckland 1642, New Zealand
www.cspacific.co.nz



Columns ■



Multiplate ■



Hire ■



Barriers ■



Traffic Control ■