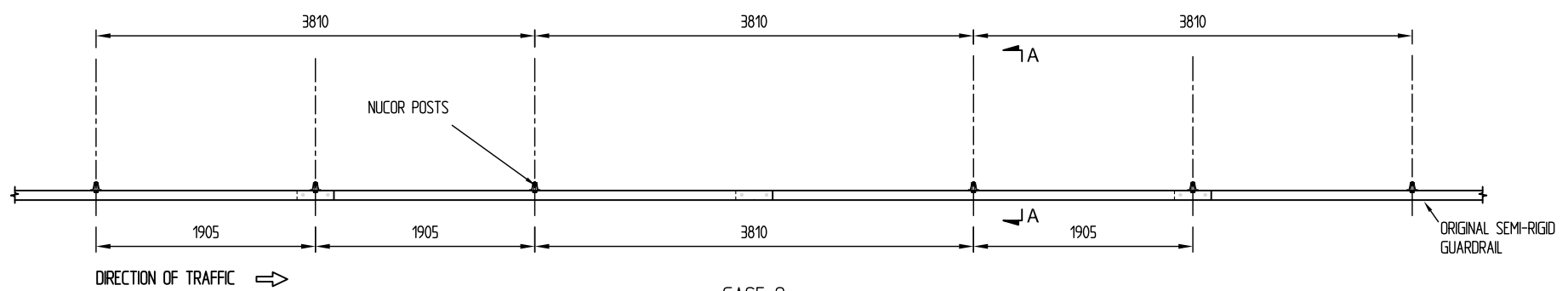
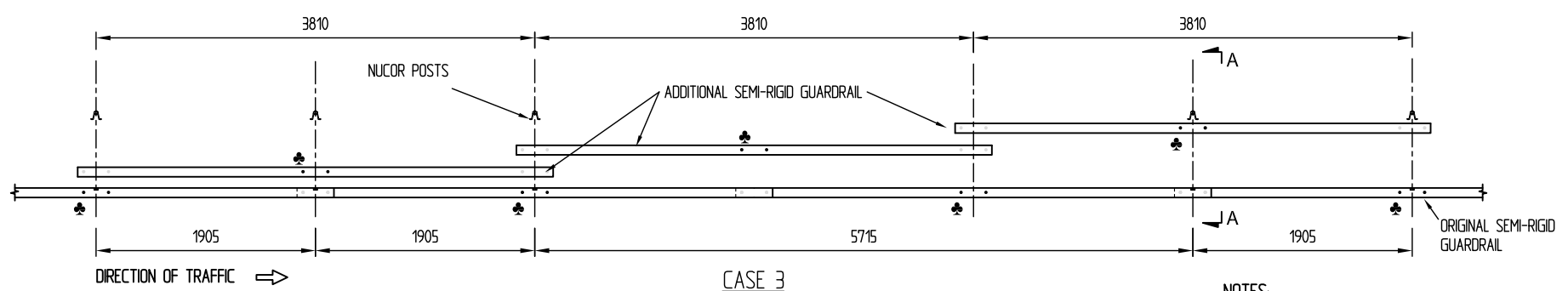


**CASE 1**  
ONE POST OMITTED - NO NESTING REQUIRED

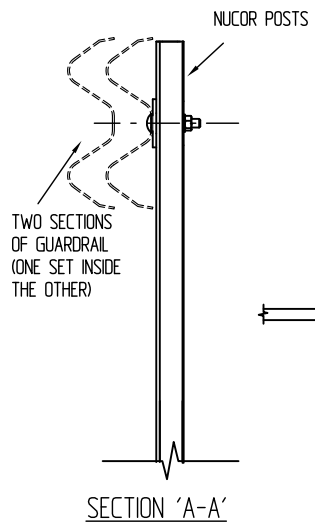


**CASE 2**  
ONE POST OMITTED - NO NESTING REQUIRED



**CASE 3**  
TWO POSTS OMITTED - NESTED SPLICE IN CENTER OF SPAN AND AT POSTS  
A CLEAR SPAN DUE TO THE OMISSION OF TWO POSTS MUST BE INSTALLED ON A TANGENT WITH A MINIMUM OF FIVE RAIL LENGTHS LEADING AND TRAILING THE CLEAR SPAN.

- NOTES:**
1. WITH ALL NEW INSTALLATIONS ADDITIONAL LENGTHS OF RAIL MUST BE INSTALLED BEHIND THE MAIN GUARDRAIL RUN
  2. USE CASE 1 OR CASE 2 WHEN ONE POST IS OMITTED.
  3. USE CASE 3 WHEN TWO POSTS ARE OMITTED.
  4. ONLY A MAXIMUM OF TWO POSTS CAN BE OMITTED.
  5. ALL DIMENSIONS ARE IN MM



**LEGEND:**  
♣ = MID-SPAN SPLICE HOLES IN GUARDRAIL PART NO. 2080022A

306 Neilson Street,  
Onehunga, Auckland  
PO Box 12 949, Penrose  
Auckland, New Zealand  
Telephone 09-634 1239  
Facsimile 09-634 4525  
www.cspacific.co.nz

Copyright. This design, information and drawing remain the property of CSP Pacific and may not be used or copied without approval in writing from CSP Pacific.

Nu-Guard 31  
OMISSION OF ONE OR TWO POSTS  
ACCEPTED BY NZTA

Drawn by LA	Date
Checked SW	Scale A3
Reference No.	
Drawing no. FX602-1	Rev. No. 3