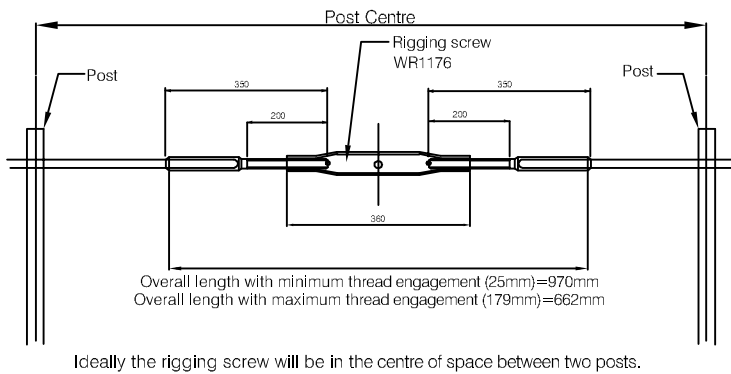
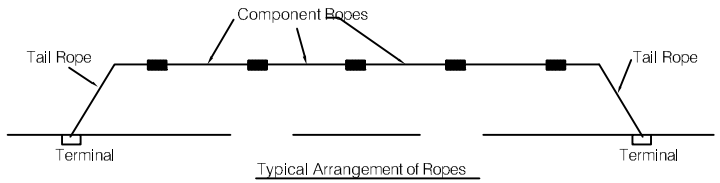
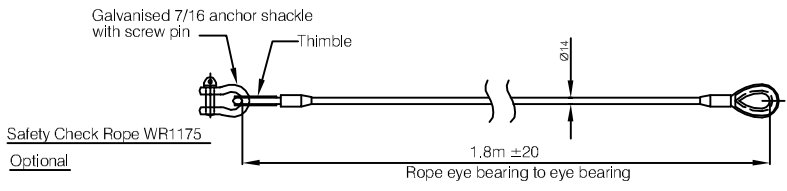
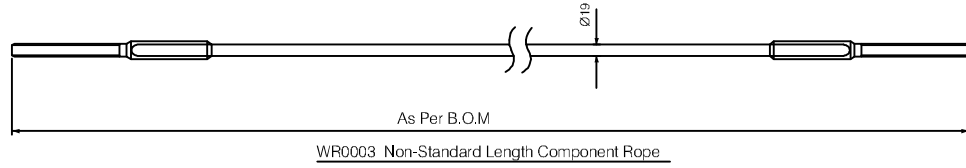
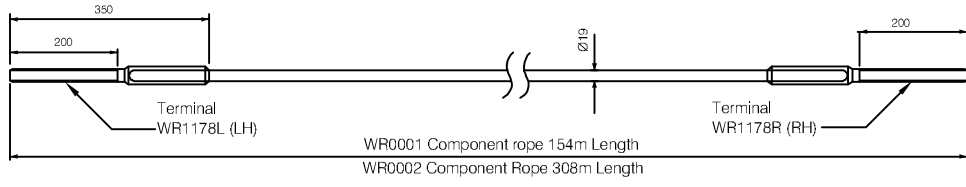
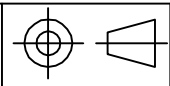


Drawing No.
WR3000



Ideally the rigging screw will be in the centre of space between two posts.

Ropes

Component ropes and tail ropes consist of steel ropes, fitted with threaded Terminals (WR1178). The ropes are 19mm diameter, complying with BS:EN:12385-1:2002. The minimum breaking load of rope fitted with terminals is 16.7 tonnes.

Tensioning of Rope

Tension Values are detailed in the Brifen Installation Manuals.

Regular checks should be made on the ambient temperature and the value of tension adjusted as appropriate. In sunny weather a more realistic rope temperature reading will be attained by the use of a contact or infrared thermometer.

All rigging screws on each line rope shall be adjusted equally to achieve the tension given.

Interpolation of values is allowed; a tolerance of +20% - 0% applies to the load factor.

Ensure that at least 25mm thread is in each end of the rigging screws at all times.

Before putting the safety fence into service the tension in each rope shall be checked and it shall be retensioned if necessary to comply with the table.

Tensioning should not be undertaken outside the +40°C to -30°C range.

© Copyright. This drawing has copyright & may not be copied in whole or in part or used for any other purpose other than that for which it is supplied without express written consent from the company.

NOTES

Was Drg WR1589

a) All dimensions in millimeters.

B	Tension Value Table removed note added to refer to installation manual, check rope added			29/10/11	MH
A	Drawing No Change was WR1589	75		29/10/08	MT
Rev	Remarks	ECR	Date	Check	
Drawn By	Date	Material			
MMF/each	Oct 2008				
Scale	Finish	Weight			
N T S					
Description					
Brifen					
Details of Ropes for NCHRP 350 Systems					
UNCONTROLLED WHEN PRINTED					
		Springvale Business & Industrial Park, Bilston, Wolverhampton, WV14 0QL.			
		Tel: (01902) 499400		brifen	
		Fax: (01902) 499419			
www.hill-smith.co.uk		www.brifen.co.uk			
Drawing No. WR3000					